

Konica Color SR-G 3200 Film

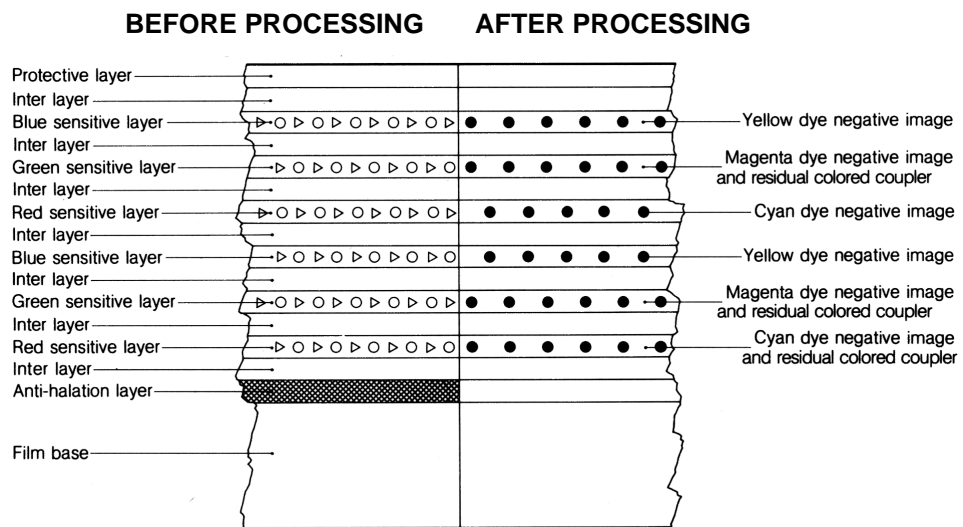
FEATURES

Konica Color SR-G3200 is the fastest color print film in the Konica Color line-up. It is designed especially for use with poor available light, when flash cannot be used, or for zoom and telephotography at high shutter speeds.

The "Multi-Structure Crystal" has been combined with "Discrete Unit Layer Structure" technology to create an ISO 3200/36° film that achieves outstanding granularity characteristics and superb color clarity in spite of its extremely high speed. Excellent reciprocity failure characteristics, especially with long exposure times, make Konica Color SR-G3200 suitable even for astronomical photography with minimal loss of color and tonal reproduction.

Konica Color SR-G3200 is the ideal for taking pictures indoors when flash cannot be used, and for action sport photography when a combination of high shutter speeds and long focal length lenses are required.

LAYER STRUCTURE



FILM BASE

Triacetate base

FILM SIZES AVAILABLE

135 size: 24, 36 exp., 120 size

FILM SPEED

EXPOSURE INDEX

Konica Color SR-G3200 is designed for use with daylight and electronic flash. While color-balanced for daylight, this film is designed to retain optimum spectral sensitivity and yield satisfactory results when exposed under tungsten or fluorescent light, as well. For best results with these light sources, however, the use of appropriate filters is recommended.

Light Source	ISO Speed	Light Balancing Filter
Daylight or Electronic Flash	3200/36 ^o	None
Photolamp (3400K)	1000/31 ^o *	Wratten No. 80B
Tungsten (3200K)	800/30 ^o *	Wratten No. 80A

* Includes the exposure factor to obtain best color results without special printing.

RECIPROCITY CHARACTERISTICS

A wide range of shutter speeds (i.e. 1/10000-1 sec.) can be used without loss of film speed and tone reproduction.

To compensate for reciprocity failure, use the following data as a guide:

RECIPROCITY FAILURE COMPENSATION GUIDE

Exposure time(in seconds)	1/10000 - 1	10	100
Exposure Compensation	None	+1/2	+1
Color Compensating Filters	None	None	None

STANDARD PROCESSING

Konica Color Negative Film Process CNK-4 Series or Process C-41

EXPOSURE

When Konica Color SR-G3200 is used in cameras without an ISO 3200/36^o setting, use the highest available speed setting. SR-G3200's exposure latitude is wide enough to respond well even when overexposed.

EXPOSURE GUIDE TABLE

Conditions and Subjects	Lenz Opening	Shutter Speed (in seconds)
Outdoors under daylight:		
Bright sunlight(seascape, snow scene)	f/22	1/4000
Bright sunlight	f/22	1/2000
Hazy sunlight	f/22	1/1000
Cloudy bright	f/16	1/1000
Cloudy dull, open shade	f/16	1/500
Sports(very fast action, bright sun)	f/11	1/4000
Sports(very fast action, cloudy and shady)	f/5.6	1/4000
Indoors:		
Indoors(no flash)	f/4-5.6	1/60
Museum(no flash)	f/2.8-5.6	1/60
Indoor sports(fast action)	f/2.8	1/500
Indoor sports(poor light)	f/4	1/125
Theater, stage	f/5.6	1/125
Theater, stage(spot-lighted)	f/11	1/125
Night scenes:		
Outdoors near dusk	f/5.6-8	1/125
Nightlit city street	f/2.8-4	1/60
Underwater photography:		
Bright sunlight, noon, 5m depth	f/11	1/500
Astrophotography:		
Fixed mount	f/2	30-40
Revolving mount	f/5.6	2-6 min.

This table is applicable for exposures from 2 hours after sunrise to 2 hours before sunset.

The use of an exposure meter is highly recommended in cloudy weather or in open shade since light intensity differentials are in continual flux. Apertures increased by one or two stops are usually suitable for back-lighted, close-up subjects.

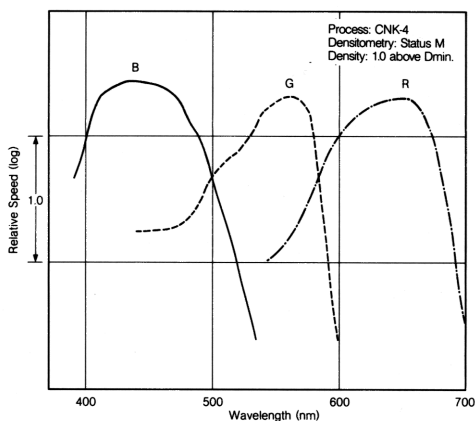
ELECTRONIC FLASH EXPOSURE

No filter required.

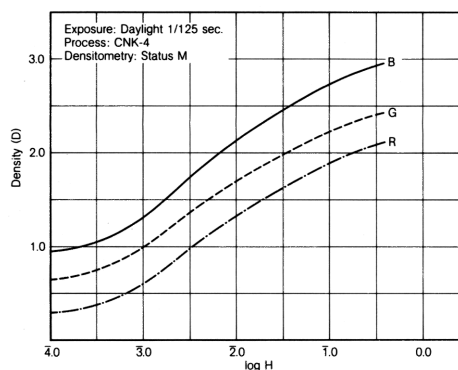
To determine the lens opening, divide the guide number by the flash-to-subject distance. If negatives are over exposed, use a higher guide number; if they're under exposed, use a lower number.

SPECTRAL SENSITIVITY/ CHARACTERISTIC CURVES

SPECTRAL SENSITIVITY



CHARACTERISTIC CURVES



GRANULARITY

DIFFUSE R.M.S. GRANULARITY: 11

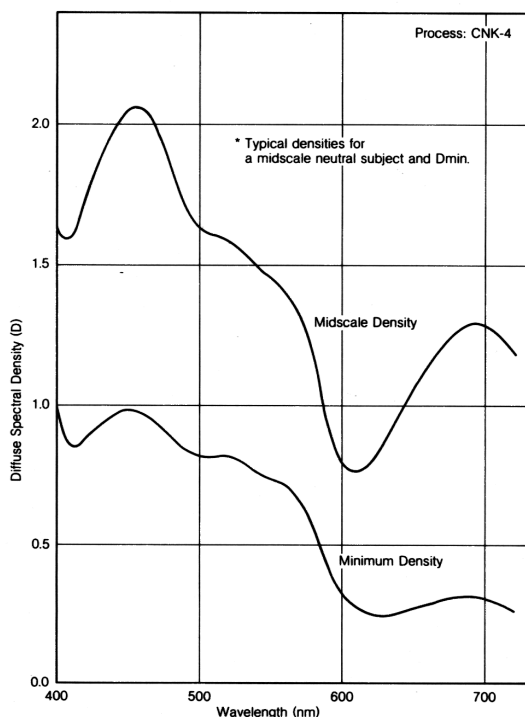
Magnification: 12X

Aperture diameter: 48nm

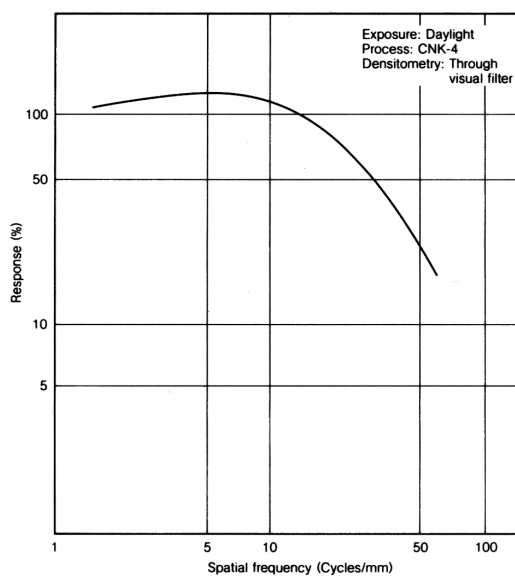
Diffuse transmission density: Dmin. +1.0

SPECTRAL DYE DENSITY CURVES / SHARPNESS

SPECTRAL DYE DENSITY CURVES



MODULATION TRANSFER FUNCTION



PRECAUTIONS

1. HANDLING OF FILM: Avoid direct sunlight or other strong light when loading or unloading camera. In addition exposure to X-rays should be carefully avoided at all times.
2. PROCESSING AND PRINTING: Process and print promptly after exposure to minimize effects of latent image change.
3. STORAGE OF FILM: Keep unused film in a cool, dry place such as a refrigerator (Storage at below 10° C or 50° F is recommended.)
Avoid the following conditions:
 - i) High temperature and high humidity
 - ii) Exposure to harmful gases such as formaldehyde
 - iii) Leaving film in camera for extended periods.
4. EXPIRATION DATE OF FILM: For best results, process before expiration date stamped on package.
5. STORAGE OF PROCESSED FILM: Keep processed film in a cool, dry and dark place to minimize fading of dyes.

NOTICE: The characteristic curves and data inns publication represent test results obtained under the specified conditions of exposure and processing. The manufacturer reserves the right to modify product characteristics at any time.

PUB. No. TDSN-301