



Kodak Select SERIES
ROYAL GOLD 200
 FILM

DESCRIPTION

KODAK ROYAL GOLD 200 Film introduces 35 mm to the state-of-the-art technology of KODAK ADVANTIX Films. It offers excellent sharpness, contrast, and color similar to KODAK ROYAL GOLD 100 Film while adding a full *f*-stop in speed. Its superb flesh-tone reproduction and exceptional grain make it a top choice for high-quality pictures and enlargements of people. This film is balanced for exposure with daylight or electronic flash. You can also obtain pleasing results under existing-light sources.

ROYAL GOLD 200 Film is a member of the “Select Series” of Kodak films. The Select Series offers serious snapshotters and photo enthusiasts the widest selection of high-performance films. Choose from KODACHROME or KODAK ELITE Chrome Films for slides, or KODAK ROYAL GOLD for prints.

FEATURES	BENEFITS
<ul style="list-style-type: none"> • Kodak’s finest grain 200-speed color negative film • Outstanding sharpness • Wide exposure latitude 	<ul style="list-style-type: none"> • Image-structure characteristics allow a high degree of enlargement • Good quality prints from negatives exposed at speeds from ISO 25 to ISO 800
<ul style="list-style-type: none"> • Twice the film speed of ROYAL GOLD 100 Film 	<ul style="list-style-type: none"> • Very high quality pictures from a wider range of lighting conditions • Greater range with flash pictures than is possible with 100-speed films
<ul style="list-style-type: none"> • Designed for processing in KODAK FLEXICOLOR Chemicals for Process C-41 	<ul style="list-style-type: none"> • Can be processed by any photofinisher along with other KODAK GOLD and ROYAL GOLD Films

DARKROOM RECOMMENDATIONS

Do not use a safelight. Handle unprocessed film in total darkness.

STORAGE AND HANDLING

Load and unload film in subdued light.

Store unexposed film at 70°F (21°C) or lower in the *original sealed package*. Always store film (exposed or unexposed) in a cool, dry place. Process film as soon as possible after exposure.

Protect negatives from strong light, and store them in a cool, dry place. For more information on storing negatives, see KODAK Publication No. E-30, *Storage and Care of KODAK Photographic Materials—Before and After Processing*.

EXPOSURE

Film Speed

Use the speed numbers in the table below with cameras or meters marked for ISO, ASA, or DIN speeds or exposure indexes. Do not change the ISO-speed setting when metering through a filter.

Light Source	KODAK WRATTEN Gelatin Filter*	ISO Speed
Daylight or Electronic Flash	None	200/24°
Photolamp (3400 K)	No. 80B	64/19°
Tungsten (3200 K)	No. 80A	50/18°

* For best results without special printing

Daylight

Use the exposures in the table below for average frontlit subjects from 2 hours after sunrise to 2 hours before sunset.

Lighting Conditions	Shutter Speed (second)	Lens Opening
Bright or Hazy Sun on Light Sand or Snow	1/250	f/16
Bright or Hazy Sun (Distinct Shadows)	1/250	f/11*
Weak, Hazy Sun (Soft Shadows)	1/250	f/8
Cloudy Bright (No Shadows)	1/250	f/5.6
Heavy Overcast or Open Shade†	1/250	f/4

* Use f/5.6 for backlit close-up subjects.

† Subject shaded from the sun but lighted by a large area of clear sky

Electronic Flash

Use the guide number in the following table as a starting point for your equipment. Select the unit output closest to the number given by your flash manufacturer. Then find the guide number for feet or metres.

To determine the lens opening, divide the guide number by the flash-to-subject distance. If negatives are consistently too dense (overexposed), use a higher guide number; if they are too thin (underexposed), use a lower number.

Unit Output (BCPS)*	Guide Number For Distances in Feet/Metres
350	60/18
500	70/21
700	85/26
1000	100/30
1400	120/36
2000	140/42
2800	170/50
4000	200/60
5600	240/70
8000	280/85

* BCPS = beam candlepower seconds

Adjustments for Long and Short Exposures

No filter correction or exposure compensation is required for exposures from 1/10,000 second to 10 seconds.

PROCESSING

Process KODAK ROYAL GOLD 200 Film in KODAK FLEXICOLOR Chemicals for Process C-41. For more information, see KODAK Publication No. Z-131, *Using KODAK FLEXICOLOR Chemicals*.

IMAGE STRUCTURE

Sharpness:	Extremely High
Degree of Enlargement:	Extremely High
Print Grain Index:	41

Print Grain Index

The Print Grain Index number refers to a method of defining graininess in a print made with diffuse-printing illumination. It replaces rms granularity and has a different scale which cannot be compared to rms granularity.

- This method uses a uniform perceptual scale, with a change of four units equaling a *just noticeable difference* in graininess to 90 percent of observers.
- A Print Grain Index rating of 25 on the scale represents the approximate visual threshold for graininess. A higher number indicates an increase in the amount of graininess observed.
- The standardized inspection (print-to-viewer) distance for all print sizes is 14 inches, the typical viewing distance for a 4 x 6-inch print.
- In practice, larger prints will likely be viewed from distances greater than 14 inches, which reduces apparent graininess.
- Print Grain Index numbers may not represent graininess observed from more specular printing illuminants, such as condenser enlargers.

The Print Grain Index number printed in this publication applies to the following standards:

Negative size:	24 x 36 mm (135 size)
Print size:	4 x 6 inches
Magnification:	4.4X

JUDGING NEGATIVE EXPOSURE

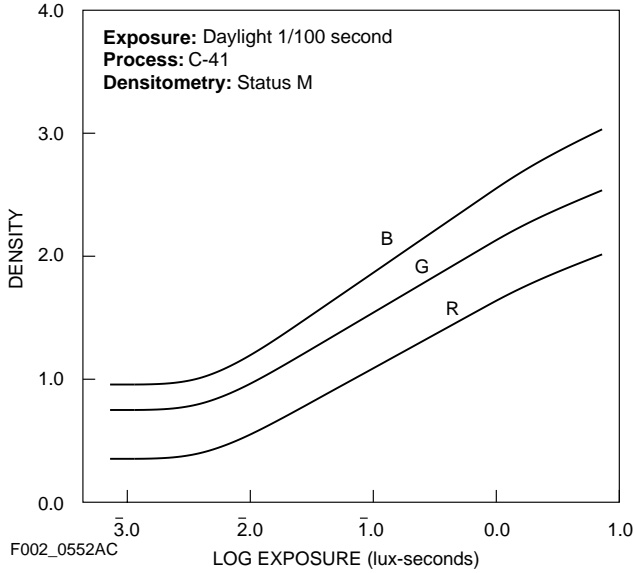
You can check the exposure level with a suitable electronic densitometer equipped with a filter such as KODAK WRATTEN Gelatin Filter No. 92 or the red filter for Status M densitometry. Depending on the subject and the light source used for exposure, a normally exposed and processed color negative measured through the red filter should have the approximate densities listed below.

Area Measured	Density Reading
The KODAK Gray Card (gray side), receiving the same illumination as the subject	0.80 to 1.00
The lightest step (darkest in negative) of a KODAK Paper Gray Scale receiving the same illumination as the subject	1.20 to 1.40
The highest diffuse density on a normally lighted forehead: —light complexion —dark complexion	1.05 to 1.35 0.90 to 1.25

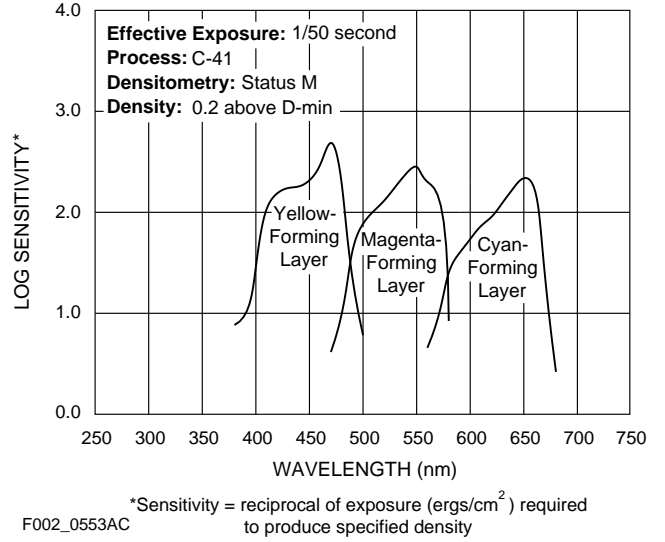
Because of the extreme range in skin color, use these red density values for a normally lighted forehead only as a guide. For best results, use a KODAK Gray Card (gray side).

CURVES

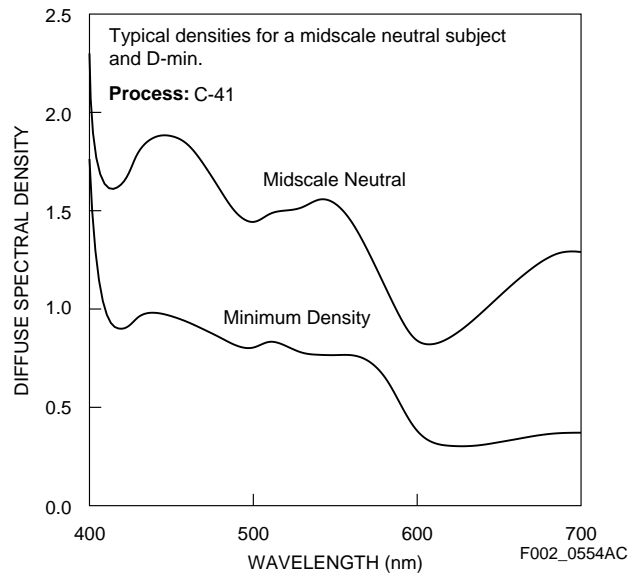
Characteristic Curves



Spectral-Sensitivity Curves



Spectral-Dye-Density Curves



NOTICE: The sensitometric curves and data in this publication represent product tested under the conditions of exposure and processing specified. They are representative of production coatings, and therefore do not apply directly to a particular box or roll of photographic material. They do not represent standards or specifications that must be met by Eastman Kodak Company. The company reserves the right to change and improve product characteristics at any time.

KODAK ROYAL GOLD 200 Film

PRINTING NEGATIVES

You can make color prints from negatives by enlarging them on KODAK EKTACOLOR Papers or KODAK DURAFLEX® RA Print Material.

Make color transparencies by direct exposure onto KODAK VERICOLOR Print Film, KODAK VERICOLOR Slide Film, or KODAK DURATRANS® RA or KODAK DURACLEAR™ RA Display Material.

Make black-and-white prints on KODAK PANALURE SELECT RC Paper for conventional black-and-white processing, or KODAK EKTAMAX RA Professional Paper for Process RA-4.

MORE INFORMATION

Kodak has many publications to assist you with information on Kodak products, equipment, and materials. The following publications are available from dealers who sell Kodak products, or you can order them directly from Kodak through the order form in KODAK Publication No. L-1, *KODAK Index to Photographic Information*. To obtain a copy of L-1, send your request with \$1 to Eastman Kodak Company, Department 412-L, Rochester, New York 14650-0532.

- E-30 *Storage and Care of KODAK Photographic Materials—Before and After Processing*
- E-40 *KODAK ROYAL GOLD 25 Film*
- E-41 *KODAK ROYAL GOLD 100 Film*

- E-43 *KODAK ROYAL GOLD 400 Film*
- E-44 *KODAK ROYAL GOLD 1000 Film*
- Z-131 *Using KODAK FLEXICOLOR Chemicals*

Kodak Information Center's Faxback System

—Available 24 hours a day, 7 days a week—

Many technical support publications for Kodak products can be sent to your fax machine from the Kodak Information Center. Call:

U.S.A. 1-800-242-2424, Ext. 25
Canada 1-800-295-5531

If you have questions about Kodak products, call Kodak.

In the U.S.A.:

*1-800-242-2424, Monday–Friday
 9 a.m.–7 p.m. (Eastern time)*

In Canada:

*1-800-465-6325, Monday–Friday
 8:30 a.m.–5 p.m. (Eastern time)*

*Or contact Kodak on-line at:
<http://www.kodak.com/>*

Note: The Kodak materials described in this publication for use with KODAK ROYAL GOLD 200 Film are available from dealers who supply Kodak products. You can use other materials, but you may not obtain similar results.

AT-A-GLANCE FILM SELECTOR

KODAK Select Series Film	Film Speed	Exposure	Lighting Conditions	Grain	Sharpness	Process
<i>For Color Prints</i>						
ROYAL GOLD 100	ISO 100	Daylight or Electronic Flash	Bright or hazy sun Enlargements	Micro-fine	Extremely high	C-41
ROYAL GOLD 200	ISO 200		Weak or hazy sun Enlargements	Very fine	Extremely high	C-41
ROYAL GOLD 400	ISO 400		Cloudy Bright, Indoors, Low light	Very Fine	Very high	C-41
ROYAL GOLD 1000	ISO 1000		Low light, Indoors, Fast action	Moderate	High	C-41

This publication is printed on recycled paper that contains 50 percent recycled fiber and 10 percent post-consumer material.

Consumer Imaging
EASTMAN KODAK COMPANY • ROCHESTER, NY 14650

