



Elite CHROME 200

FILM



DESCRIPTION

This new medium-speed, daylight-balanced 200-speed color slide film is designed for KODAK Chemicals, Process E-6.

The film offers moderate contrast, along with excellent color and image structure. It is ideal for general outdoor or daylight picture-taking under moderate- to low-light conditions.

ELITE Chrome 200 Film also features KODAK T-GRAIN® Emulsions for extremely fine grain and very high sharpness, plus improvements in reciprocity and manufacturing consistency.

The film is designed for exposure with daylight or electronic flash. You can also expose it with tungsten illumination (3200 K) using filters.

Use ELITE Chrome 200 Film to produce color transparencies (slides) for projection. You can make duplicate transparencies by direct printing. To make color prints, you can print transparencies onto color reversal paper. Or make internegatives for printing onto color negative paper. You can also scan transparencies for digital printing and for Photo CD applications.

ELITE Chrome 200 Film is a member of the “Select Series” of Kodak films. The Select Series offers serious snapshotters and photo enthusiasts the widest selection of high-performance films. Choose from KODACHROME or KODAK ELITE Chrome Films for slides, or KODAK ROYAL GOLD Films for prints.

FEATURES

BENEFITS

Color Saturation:

- | | |
|---|---|
| <ul style="list-style-type: none"> • Enhanced colors while maintaining natural-looking skin tones • Contrast of an EI 100-speed color slide film (lower contrast than other high-speed color slide films) | <ul style="list-style-type: none"> • Pleasing colors • Beautiful skin-tone reproduction • Improved reproduction of highlight and shadow details • More tone gradation for more natural-appearing images |
|---|---|

Image Structure Technology:

- | | |
|---|---|
| <ul style="list-style-type: none"> • KODAK T-GRAIN® Emulsions in all color records | <ul style="list-style-type: none"> • Finest grain structure of any daylight, high-speed color slide film on the market (>100 speed) • High sharpness |
|---|---|

Advanced Color Technology:

- | | |
|--|--|
| <ul style="list-style-type: none"> • Solid-Particle Filter Dye for wavelength-selective, blue- and green-light protection • Patented Stable Super Active Scavengers (SSAS) | <ul style="list-style-type: none"> • Produces purer colors and enhanced sharpness |
|--|--|

Exposure Reliability:

- | | |
|---|---|
| <ul style="list-style-type: none"> • Precision Control Dopant Technology • Improved manufacturing process | <ul style="list-style-type: none"> • Consistent results in exposures from 10 seconds to 1/10,000 second with no exposure or filter corrections • Excellent roll-to-roll consistency |
|---|---|

Process Reliability:

- | | |
|--|--|
| <ul style="list-style-type: none"> • Designed for Process E-6 chemicals | <ul style="list-style-type: none"> • Process with other films in Process E-6 without equipment or process modifications |
|--|--|

MANUFACTURING UNIFORMITY

Similar to KODAK ELITE Chrome 100 and 400 Films, the 200 film takes full advantage of Kodak's new state-of-the-art manufacturing facility in Rochester, New York. The result is a film with excellent roll-to-roll consistency and accurate 200 speed.

STORAGE AND HANDLING

Load and unload film in subdued light.

Store unexposed film at 21 °C (70 °F) or lower in the original sealed package. To avoid moisture condensation on film that has been refrigerated, allow the film to warm up to room temperature before opening the package. Process film as soon as possible after exposure.

Protect transparencies from strong light, and store them in a cool, dry place. For more information, see KODAK Publication No. E-30, *Storage and Care of KODAK Photographic Materials—Before and After Processing*.

SIZES AVAILABLE

Sizes and catalog numbers may differ from country to country. See your dealer who supplies Kodak products.

Rolls	Code	Base	CAT No.
135-24	ED	5-mil acetate	160 6078
135-24 (carded)			182 5595
135-36			160 1608

Note: Use the catalog numbers in the table above only for orders placed in the United States and Canada.

DARKROOM RECOMMENDATIONS

Do not use a safelight. Handle unprocessed film in total darkness.

EXPOSURE

Exposure Index Numbers

Use the exposure index numbers below with cameras or light meters marked for ISO or ASA speeds or exposure indexes. Do not change the film-speed setting when metering through a filter. Metering through filters may affect meter accuracy; see your meter or camera manual for specific information. For critical work, make a series of test exposures.

Light Source	KODAK WRATTEN Gelatin Filter	Exposure Index
Daylight or Electronic Flash	None	200
Tungsten (3200 K)	No. 80A	50

Daylight

Use the exposures in the table below for average frontlit subjects from 2 hours after sunrise to 2 hours before sunset.

Lighting Conditions	Shutter Speed (second)	Lens Opening
Bright/Hazy Sun on Sand or Snow	1/250	<i>f</i> /22
Bright/Hazy Sun, Distinct Shadows	1/250	<i>f</i> /16*
Weak, Hazy Sun, Soft Shadows	1/250	<i>f</i> /11
Cloudy Bright, No Shadows	1/250	<i>f</i> /8
Heavy Overcast or Open Shade†	1/250	<i>f</i> /5.6

* Use *f*/8 for backlit close-up subjects.

† Subjects shaded from sun but lit by large area of clear sky.

Electronic Flash

Use the appropriate guide number in the following table as a starting point for your equipment. First select the unit output closest to the number given by your flash manufacturer. Then find the guide number for feet or metres. To determine the lens opening, divide the guide number by the flash-to-subject distance. If transparencies are consistently too thin (overexposed), use a higher guide number; if they are too dense (underexposed), use a lower number.

Unit Output (BCPS*)	Guide Number	
	Distance in Feet	Distance in Metres
350	60	18
500	70	21
700	85	26
1000	100	30
1400	120	36
2000	140	42
2800	170	50
4000	200	60
5600	240	70
8000	280	85

*BCPS=beam candlepower seconds.

Fluorescent and High-Intensity Discharge Lamps

Use the color-compensating filters and exposure adjustments below as starting points to expose this film under fluorescent or high-intensity discharge lamps. For critical applications, make a series of test exposures under your actual conditions.

To avoid the brightness and color variations that occur during a single alternating-current cycle, use exposure times of 1/60 second or longer with fluorescent lamps; with high-intensity discharge lamps, use 1/125 second or longer.

Type of Fluorescent Lamp	KODAK Color Compensating Filters	Exposure Adjustment
Daylight	50R	+1 stop
White	40M	+2/3 stop
Warm White	20C + 40M	+1 stop
Warm White Deluxe	30B + 30C	+1 1/3 stops
Cool White	40M + 10Y	+1 stop
Cool White Deluxe	20C + 10M	+2/3 stop

Note: When you do not know the type of fluorescent lamps, try a 30M filter and increase exposure by 2/3 stop; color rendition will probably be less than optimum.

High-Intensity Discharge Lamp	KODAK Color Compensating Filters	Exposure Adjustment
General Electric Lucalox*	80B + 20C	+2 1/3 stops
General Electric Multi-Vapor	20R + 20M	+2/3 stop
Deluxe White Mercury	30R + 30M	+1 1/3 stops
Clear Mercury	70R	+1 1/3 stops

*This is a high-pressure sodium-vapor lamp. The information in the table may not apply to other manufacturers' sodium-vapor lamps because of differences in spectral characteristics.

Note: Consult the manufacturer of high-intensity lamps for ozone ventilation requirements and safety information on ultraviolet radiation.

Some primary color filters were used in the previous tables to reduce the number of filters and keep the exposure adjustment to a minimum. Red filters were substituted for equivalent filtration in magenta and yellow. Blue filters were substituted for equivalent filtration in cyan and magenta.

Adjustments for Long and Short Exposures

No filter correction or exposure compensation is required for exposures from 1/10,000 to 10 seconds.

Note: This information applies only when the film is exposed to daylight. The data are based on average emulsions rounded to the nearest 1/3 or 1/2 stop and assume normal, recommended processing. Use the data only as a guide. For critical applications, make tests under your conditions.

PROCESSING

Process ELITE Chrome 200 Film in KODAK Chemicals, Process E-6.

RETOUCHING TRANSPARENCIES

Use KODAK E-6 Transparency Retouching Dyes. You can retouch only the emulsion side of this film. For information on retouching equipment, supplies, and techniques, see KODAK Publication No. E-68, *Retouching Transparencies on KODAK EKTACHROME Film*.

PRINTING TRANSPARENCIES (SLIDES)

Duplicate Color Transparencies

For direct printing, use—
KODAK EKTACHROME Duplicating Films
KODAK EKTACHROME RADIANCE Overhead Material
Or make internegatives on KODAK Commercial Internegative Film, and print them on—
KODAK VERICOLOR Print Film
KODAK VERICOLOR Slide Film
KODAK DURATRANS® RA Display Material
KODAK DURACLEAR™ RA Display Material

Color Prints

For direct printing, use—
KODAK EKTACHROME RADIANCE III Papers
KODAK EKTACHROME RADIANCE III SELECT Material
Or make internegatives on KODAK Commercial Internegative Film, and print them on—
KODAK EKTACOLOR PORTRA III Papers
KODAK EKTACOLOR SUPRA II Paper
KODAK EKTACOLOR ULTRA II Paper
KODAK DURAFLEX® RA Print Material

Prints and enlargements can be made digitally from color slides using equipment that scans, enhances, and prints images. See your photo dealer for services available in your area.

SCANNING TRANSPARENCIES

For Photo CD Applications

Use the Universal E-6 Film Term to scan all KODAK ELITE Chrome Films for KODAK PCD Imaging Workstation applications.

For output to a Photo CD player: Using the Universal E-6 Film Term should result in an image that closely matches your original in density, tone scale, and overall color balance when viewed on a player.

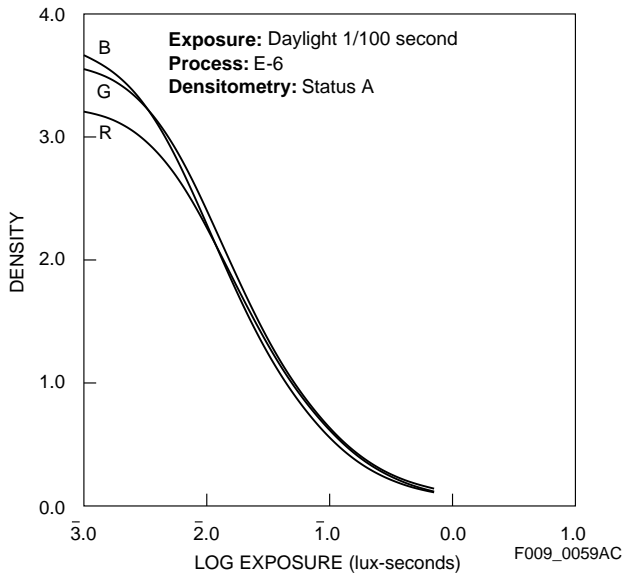
For output devices other than Photo CD players: The YCC data that results when using the Universal E-6 Film Term is capable of producing a high-quality duplicate of your original in terms of density, tone scale, and color reproduction. Final quality of your reproduced image depends on the capabilities of your output device, the viewing environment, and the rendering path used.

IMAGE STRUCTURE

Diffuse rms Granularity* 12

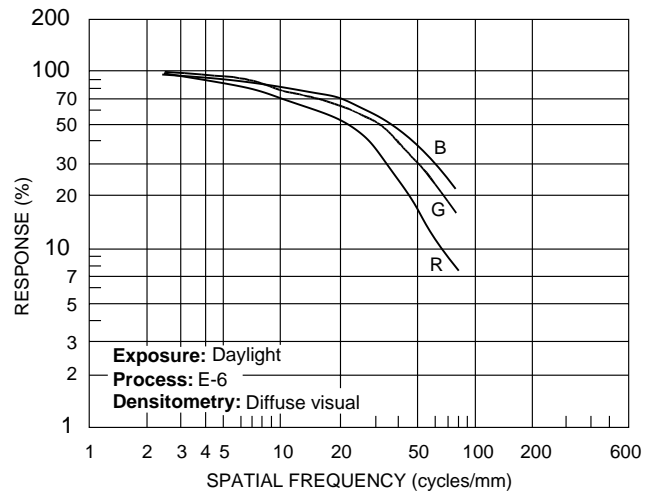
*Read at a gross diffuse visual density of 1.0, using a 48-micrometre aperture, 12X magnification.

Characteristic Curves



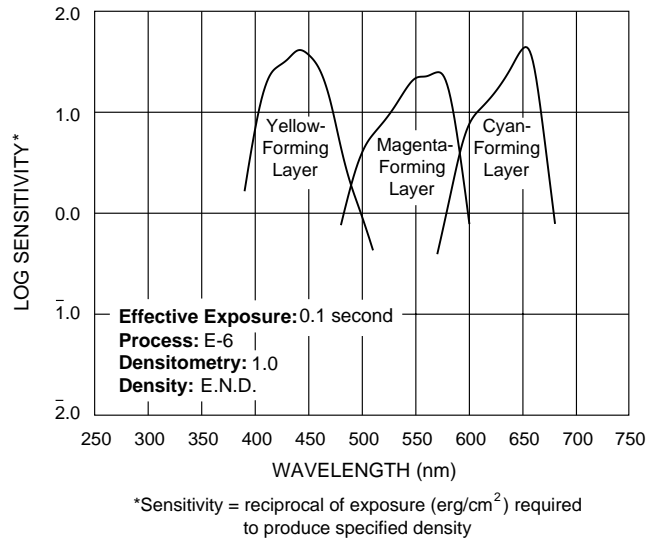
NOTICE: The sensitometric curves and data in this publication represent product tested under the conditions of exposure and processing specified. They are representative of production coatings, and therefore do not apply directly to a particular box or roll of photographic material. They do not represent standards or specifications that must be met by Eastman Kodak Company. The company reserves the right to change and improve product characteristics at any time.

Modulation-Transfer Curves

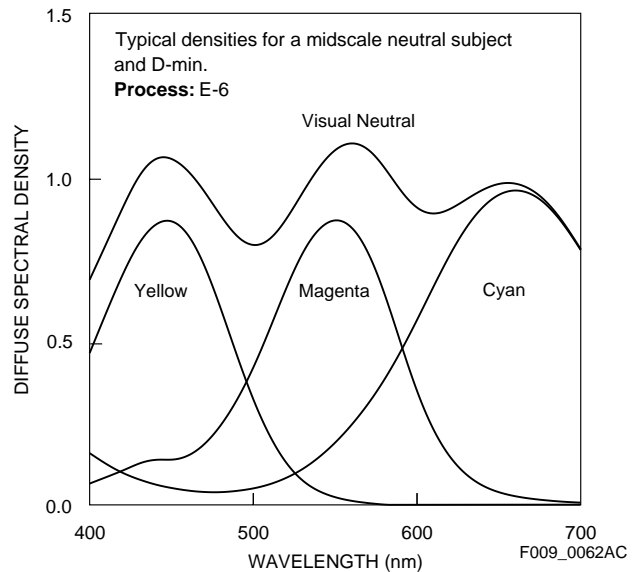


F009_0061AC

Spectral-Sensitivity Curves



Spectral-Dye-Density Curves



MORE INFORMATION

Kodak has many publications to assist you with information on Kodak products, equipment, and materials. The following publications are available from dealers who sell Kodak products, or you can contact Kodak in your country for more information. For residents of the United States, these publications also available directly from Kodak through the order form in KODAK Publication No. L-1, *KODAK Index to Photographic Information*. To obtain a copy of L-1, send your request with \$1 to Eastman Kodak Company, Department 412-L, Rochester, New York 14650-0532.

- E-30 *Storage and Care of KODAK Photographic Materials—Before and After Processing*
- E-31 *Reciprocity and Special Filter Data for KODAK Films*
- E-38 *KODAK EKTACHROME Duplicating Films*
- E-68 *Retouching Transparencies on KODAK EKTACHROME Film*
- E-134 *KODAK ELITE Chrome 100 Film*
- E-154 *KODAK ELITE Chrome 160T (Tungsten) Film*
- E-149 *KODAK ELITE Chrome 400 Film*

Kodak Information Center's Faxback System

—Available 24 hours a day, 7 days a week—

Many technical support publications for Kodak products can be sent to your **fax** machine from the Kodak Information Center. Call:

1-800-242-2424, Ext. 33

If you have questions about Kodak professional products, call Kodak.

In the U.S.A.

*1-800-242-2424, Monday–Friday
9 a.m.–7 p.m. (Eastern time)*

In Canada:

*1-800-465-6325, Monday–Friday
8:00 a.m.–5 p.m. (Eastern time)*

*Or contact Kodak on-line at:
<http://www.kodak.com>*

Note: The Kodak materials described in this publication for use with KODAK ELITE Chrome 200 Film are available from dealers who supply Kodak products. You can use other materials, but you may not obtain similar results.

KODAK ELITE Chrome 200 Film

AT-A-GLANCE FILM SELECTOR

KODAK Select Series Film	Film Speed	Exposure	Lighting Conditions	Grain	Process
<i>For Color Slides</i>					
ELITE Chrome 100	EI 100	Daylight or Electronic Flash	Bright or hazy sun Enlargements	Extremely fine	E-6
ELITE Chrome 160T (Tungsten)	EI 160	Tungsten	Stadium Theater Sports	Very fine	E-6
ELITE Chrome 200	EI 200	Daylight or Electronic Flash	Multi-purpose use	Extremely fine	E-6
ELITE Chrome 400	EI 400	Daylight or Electronic Flash	Low light Fast Action	Fine	E-6

This publication is printed on recycled paper that contains
50 percent recycled fiber and 10 percent post-consumer material.

Consumer Imaging
EASTMAN KODAK COMPANY • ROCHESTER, NY 14650

