



NEOPAN 400 Professional

FEATURES AND USES

NEOPAN 400 Professional is a high speed, black-and-white negative film with an ISO speed of 400. The incorporated silver halide particles have been rendered much finer than before while light absorption efficiency has also been greatly increased.

- Development efficiency has been improved so that push processing capabilities are increased and satisfactory results obtained even with ever shorter development times.
- In spite of its high speed this film yields quality prints featuring fine grain, high sharpness, and fine texture.
- Despite its high speed, this film is highly resistant to static marks. Further, it also features adequate in-camera transport smoothness and flexibility.

Due to the above improvements, this film is effective not only for general applications, but is especially suited to such special applications as low light level or action freezing photography, news photography, and a variety of other professional uses.

FILM SIZE AND BASE USED

135	24- and 36-exp.	0.122 mm thickness	Gray-tinted Cellulose Triacetate
35 mm	30.5 m (100 ft), darkroom loading type		
120	12-exp (6 × 6 cm)	0.104 mm thickness	

SPEED

ISO 400/27°

COLOR SENSITIVITY

Panchromatic

EXPOSURE

To obtain the best photographic results, correct exposure is indispensable, and for correct exposures the use of an exposure meter is recommended. If an exposure meter is not available, as a guide use the exposures suggested in the tables below.

Exposure Guide Tables

a. Standard Exposure at ISO 400

Light Conditions	Seashore or Snow Scenes under Bright Sun	Bright Sunlight	Fine Weather Daylight Scenes	Cloudy Bright	Cloudy Day or Open Shade
Lens Aperture	f/22	f/16	f/16	f/11	f/8
Shutter Speed (sec.)	1/500		1/250		

b. High-speed Exposure at EI 1600*

Light Conditions	Nighttime Indoor Scenes	Evening Scenes	Night Scenes	Stage Scenes		Indoor Sports Scenes	Night Game Scenes
				Normally Illuminated	Highly Illuminated		
Lens Aperture	f/2.8 to 4	f/4 to 5.6	f/2.8 to 4	f/4	f/8	f/2.8 to 5.6	f/4 to 5.6
Shutter Speed(sec.)	1/60	f/125	1/60	1/125		1/250	

- EI (Exposure Index) is the exposure determination designator and the camera or exposure meter ISO speed should be set to this value.

Flash Exposures

When electronic flash exposures are to be made, use the shutter speeds designated for the particular camera involved. The lens aperture for electronic flash exposure is determined from the particular flash unit guide number, using the formula given below.

$$\text{Lens Aperture (f-number)} = \frac{\text{Guide Number (ISO 400)}}{\text{Flash-to-Subject Distance (meters or feet)}}$$

When an automatic electronic flash unit is employed, it should be set at an ISO speed of 400. Electronic flash is, in the same manner as flashbulb photography, dependent on the reflectivity of the surroundings. Observe the electronic flash unit instructions.

Filter Recommendations

When a filter is to be used, multiply the normal exposure by a proper filter factor using the table below as a guide.

Filter	Fuji Filter*	SC-39 (UV)	SC-48 (yellow)	SC-56 (orange)	SC-60 (red)
		Kodak Filter	No. 1A	No. 8	No. 21
Filter Factor	Daylight	1.0	2.0	4.0	8.0
	Tungsten	1.0	1.5	3.0	6.0

SAFELIGHT

The film should be handled in total darkness. If a safelight is required, a Fuji Safelight Filter SLG 4* (dark green) or Kodak No. 3 Filter with a 15 watt bulb may be used at a distance not less than 1 meter (3.3 feet).

In such cases, use the safelight durations that are short as possible and towards the end of the development period.

NOTE * Fuji Filters and chemicals are available in some countries.

PROCESSING**Development**

Processing times and temperatures for development are shown below. To prevent the appearance of development marks and assure uniform finish, agitate the developer continuously for the first minute and for five seconds every minute thereafter.

• **Development Conditions** (Small Tank Processing)

Agitation: Agitate continuously for the first minute and for five seconds every minute thereafter.

[135 size]

Unit: minutes

Developer	Temp. EI	18°C	20°C	22°C	24°C	26°C
		(64°F)	(68°F)	(72°F)	(75°F)	(79°F)
SPD [Super Prodol]*	400	5	4 ¼	3 ½	3	NR
	800	7 ¾	5 ¾	4 ¾	4	3 ½
	1600	11	9	7 ½	6 ¼	5 ¼
	3200	NR	16	12 ½	10	8
SPD (1:1)*	400	8 ¼	7	6	5	4 ¼
Fujidol*	400	7 ¾	6 ½	5 ½	4 ½	3 ¾

[120 size]

SPD [Super Prodol]*	400	5	4 ¼	3 ½	3	NR
	800	7 ¾	5 ¾	4 ¾	4	3 ½
	1600	11	9	7 ½	6 ¼	5 ¼
SPD (1:1)*	400	8 ½	7	5 ¾	4 ¾	4
Fujidol*	400	7 ¾	6 ½	5 ½	4 ½	3 ¾

NR: Not Recommended

NOTE * Fuji chemicals are available in some countries.

Non-Fuji Film Developer Processing

[135 size]

Unit: minutes

Developer	Temp. EI	18°C	20°C	22°C	24°C	26°C
		(64°F)	(68°F)	(72°F)	(75°F)	(79°F)
D-76	250	8	6½	5¼	4¼	3½
	400	9¼	7½	6¼	5	4¼
	800	10¾	8¾	7¼	5¾	4¾
	1600	16½	13½	11	9¼	7¾
D-76 (1:1)	400	10¾	9½	8½	7½	6½
	800	15	13	11	9¾	8½
Microdol-X	200	9½	8½	7¾	7	6¼
	400	11¼	10	9	8	7
HC-110 (Dil.B)	400	6	5	4¼	3½	3
	800	8½	7¼	6	5	4¼
	1600	14½	12	10	8¼	7
T-MAX Developer	400	7	6	5	4½	3¾
	800	8¾	7½	6½	5¼	4¾
	1600	11¼	10	9	8	7
T-MAX RS Developer	400	6½	5½	4½	3¾	3¼
	800	7¾	6½	5½	4¾	4
	1600	11	9½	8	7	6
Microphen	400	5	4¼	3½	3	NR
	800	7	5¾	5	4¼	3½
	1600	10	8½	7¼	6¼	5¼
	3200	19	16	13¾	11¾	10
ID-11	400	8	7	6¼	5½	5
	800	9½	8½	7½	6¾	6¼
	1600	14	12½	11	9¾	8¾
Acufine	400	3¾	3¼	NR	NR	NR
	800	5½	4½	3¾	3¼	NR
	1600	8¼	7	6	5	4¼
ACU-1 (1:5)	400	7	5¾	4¾	4	3¼

NR: Not Recommended

[120 size]

Unit: minutes

Developer	EI	Temp.	18°C (64°F)	20°C (68°F)	22°C (72°F)	24°C (75°F)	26°C (79°F)
D-76	250		7 ³ / ₄	6 ¹ / ₂	5 ¹ / ₂	4 ¹ / ₂	3 ³ / ₄
	400		9 ¹ / ₄	7 ¹ / ₂	6 ¹ / ₄	5 ¹ / ₄	4 ¹ / ₂
	800		11 ¹ / ₂	9 ¹ / ₂	7 ³ / ₄	6 ¹ / ₂	5 ¹ / ₂
	1600		16 ¹ / ₂	13 ¹ / ₂	11 ¹ / ₂	9 ¹ / ₂	8
D-76 (1:1)	400		11 ¹ / ₂	9 ³ / ₄	8 ¹ / ₄	7	6
	800		16	13 ¹ / ₂	11 ¹ / ₂	9 ³ / ₄	8 ¹ / ₂
Microdol-X	200		10	8 ¹ / ₂	7 ¹ / ₄	6	5 ¹ / ₄
	400		12	10	8 ¹ / ₂	7	6
HC-110 (Dil.B)	400		6 ¹ / ₄	5 ¹ / ₄	4 ¹ / ₂	3 ³ / ₄	3 ¹ / ₄
	800		9	7 ¹ / ₂	6 ¹ / ₄	5 ¹ / ₄	4 ¹ / ₂
	1600		14 ¹ / ₂	12	10	8 ¹ / ₂	7 ¹ / ₄
T-MAX Developer	400		6 ³ / ₄	6	5 ¹ / ₄	4 ³ / ₄	4 ¹ / ₄
	800		8 ¹ / ₂	7 ¹ / ₂	6 ¹ / ₂	5 ³ / ₄	5 ¹ / ₄
	1600		11 ¹ / ₂	10	8 ³ / ₄	7 ³ / ₄	7
T-MAX RS Developer	400		6 ¹ / ₂	5 ¹ / ₂	4 ³ / ₄	4	3 ¹ / ₂
	800		8 ¹ / ₄	7	6	5 ¹ / ₄	4 ¹ / ₂
	1600		11 ¹ / ₂	10	8 ¹ / ₂	7 ¹ / ₂	6 ¹ / ₂
Microphen	400		5	4 ¹ / ₄	3 ¹ / ₂	3	NR
	800		7	5 ³ / ₄	5	4 ¹ / ₄	3 ¹ / ₂
	1600		10	8 ¹ / ₂	7 ¹ / ₄	6 ¹ / ₄	5 ¹ / ₄
ID-11	400		8	7	6 ¹ / ₄	5 ¹ / ₂	5
	800		9 ¹ / ₂	8 ¹ / ₂	7 ¹ / ₂	6 ³ / ₄	6 ¹ / ₄
	1600		13 ¹ / ₂	12	10 ³ / ₄	9 ¹ / ₂	8 ¹ / ₂
Acufine	400		4	3 ¹ / ₄	NR	NR	NR
	800		6	4 ³ / ₄	4	3 ¹ / ₄	NR
	1600		8 ¹ / ₄	7	6	5	4 ¹ / ₄

NR: Not Recommended

- NOTE**
- The (1:1) parenthetical expression contained in the above table indicates the amount of water dilution in terms of 1 part water to one part developer. Those locations where there are no such parenthetical expressions indicate processing in the developer stock solution without dilution.
 - To prevent development marks and ensure uniform finish, agitate the developer continuously for the first minute and for five seconds every minute thereafter. This note must be applied especially in the case of developing time less than 5 minutes.

Processing Capacities and Times (Small Tank Development)

[135 size]

unit: minutes

Developer	Processing Capacity: 135 – 36 exp. films									
	1	2	3	4	5	6	7	8	9	10
SPD [Super Prodol] (1 lit.)	4¼	4¼	4¼	4¼	4½	4½	4¾	4¾	5	5
D-76 (1 lit.)	7½	7½	7½	7½	8	8	8	8½	8½	8½

[120 size]

unit: minutes

Developer	Processing Capacity: 120 films									
	1	2	3	4	5	6	7	8	9	10
SPD* [Super Prodol] (1 lit.)	4¼	4¼	4¼	4½	4½	4¾	4¾	5	5	5½
D-76 (1 lit.)	7½	7½	7½	8	8	8½	8½	9	9	9½

• Deep Tank Development Conditions (Development Temperatures and Times)

When deep tanks are used, development times should be extended by 5 to 10%, compared to those used with small tanks.

Stop Bath

For the stop bath a 1.5% acetic acid solution is recommended. Immerse the film in the bath at 15 to 25°C (59 to 77°F) for 20 to 30 seconds while agitating.

Fixing

This film is fully fixed in the standard short fixing times associated with most black and white films. There is no need to give extended fixing.

Fujifix* or Super Fujifix* is recommended for fixing. The recommended fixing times at 15 to 25°C (59 to 77°F) are shown below. The required fixing time is twice the time it takes for the film become clear. In order to avoid the lack of fixing uniformity and to prevent film staining, agitate the fixing solution continuously for the first 30 seconds.

Fixer	Type	Fixing Time (min.)
Fujifix	Acid hardening fixer corresponding to F-8	10
Super Fujifix	Acid hardening rapid fixer	3 to 5

NOTE * Fuji chemicals are available in some countries.

Washing

Wash the film in running water for 20 to 30 minutes.

To reduce the washing time, the use of Fuji QW* (quick washing agent) or Kodak hypo clearing solution is recommended. When using Fuji QW or hypo clearing solution, pre-wash the film for about 30 seconds, immerse it in Fuji QW or hypo clearing solution for 1 to 2 minutes, and wash it in running water for 5 minutes. The required wash water temperature is 15 to 25°C (59 to 77°F).

Drying

After washing, wipe both sides of the film with a sponge or chamois cloth, immerse it in a 1-to-200 solution of Fuji Drivel* or a diluted solution of Kodak PHOTO-FLO for 30 seconds and hang the film up for uniform drying.

In case of air drying, hang the film in a well-ventilated, dust free location.

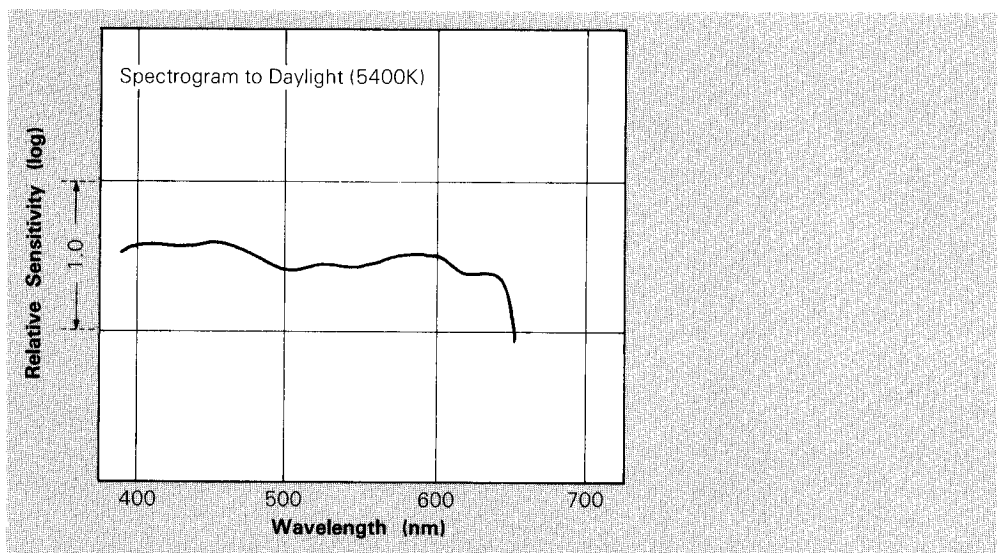
Processing in Automatic Processors**Processing Conditions for Hanger-transport Type Processors**

The processing conditions with developers such as SPD* and D-76, are the same as those essential to Fuji Neopan SS and Tri-X film with similar results being obtained.

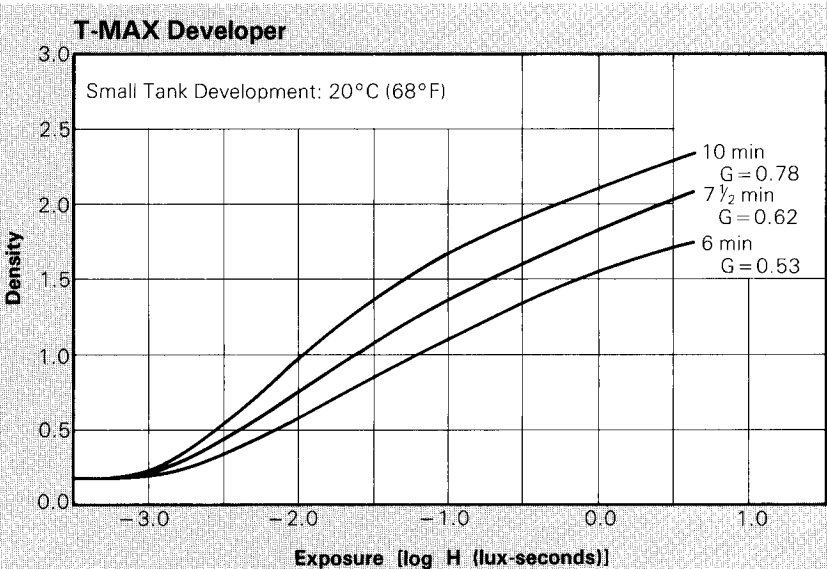
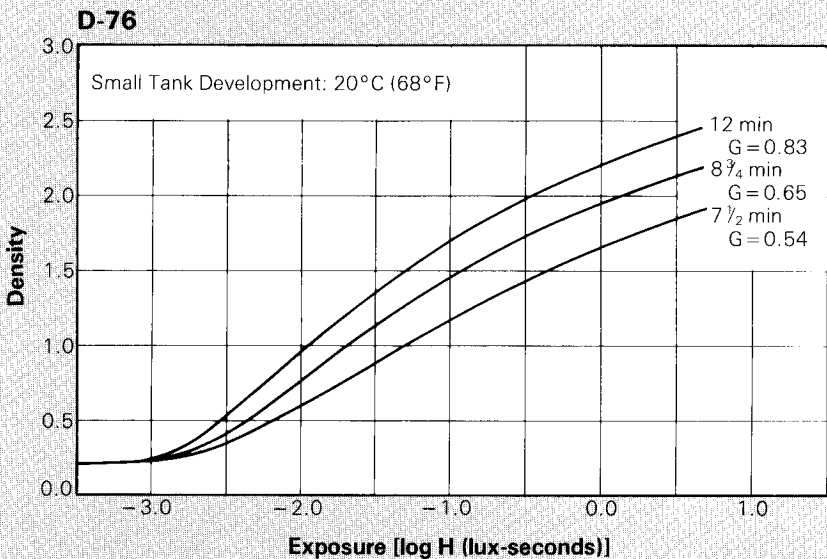
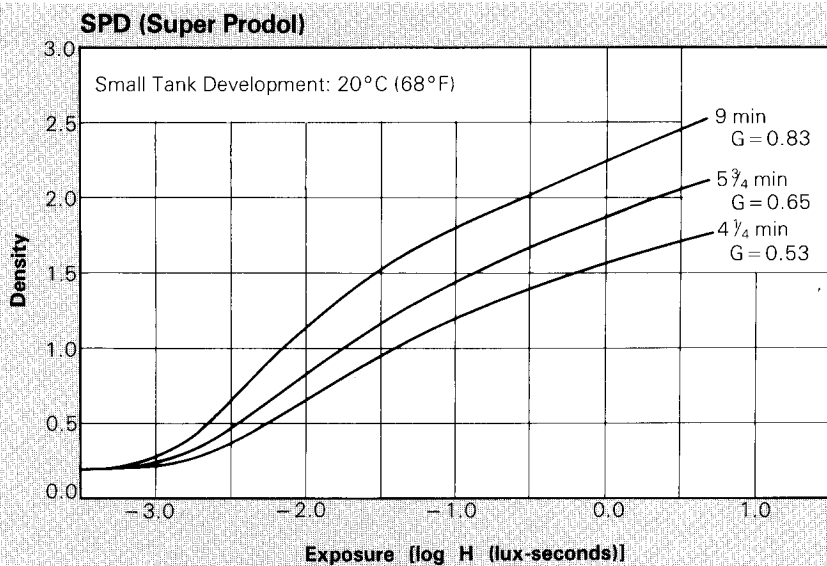
Processing Example for the Kodak Versamat Processor

Processor Type	Developer	Temperature	Processing Speed (ft/min.)		
			Standard (Equivalent to ISO 400)	x2 Push Process (Equivalent to EI 800)	x4 Push Process (Equivalent to EI 1600)
5AN	HPD**	26.5°C (80°F)	4	3	2
411			4	3	2
11C			8	6	4

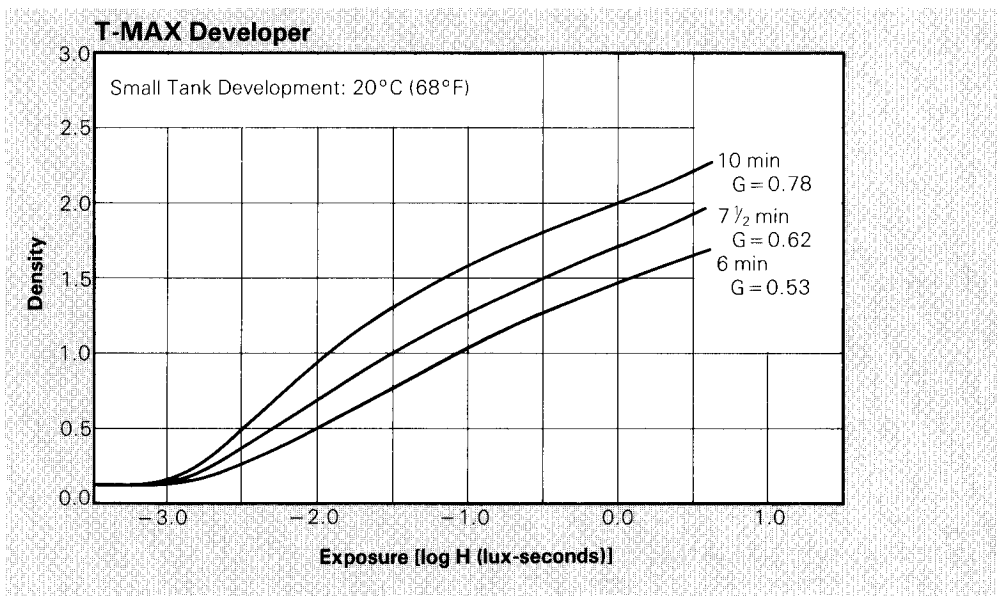
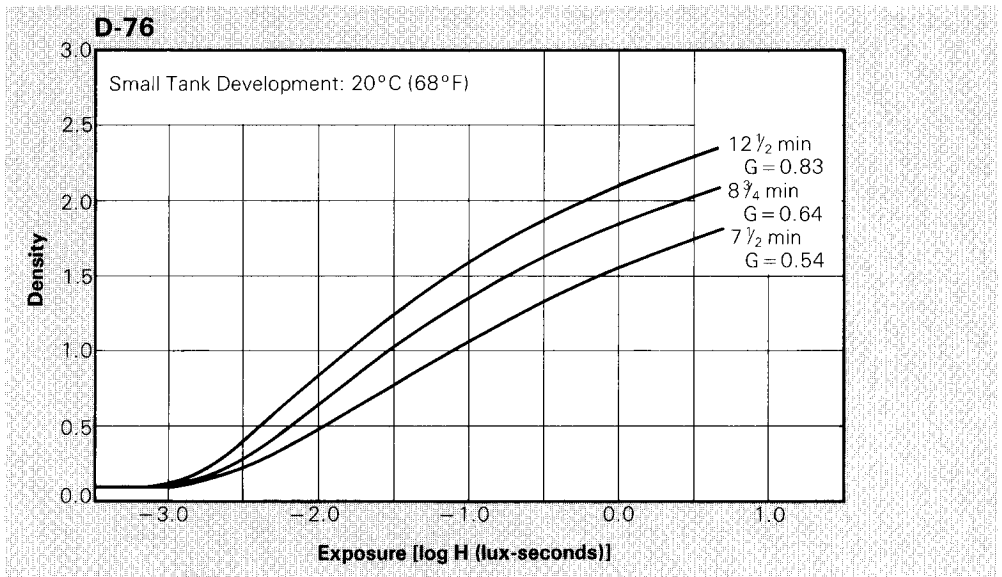
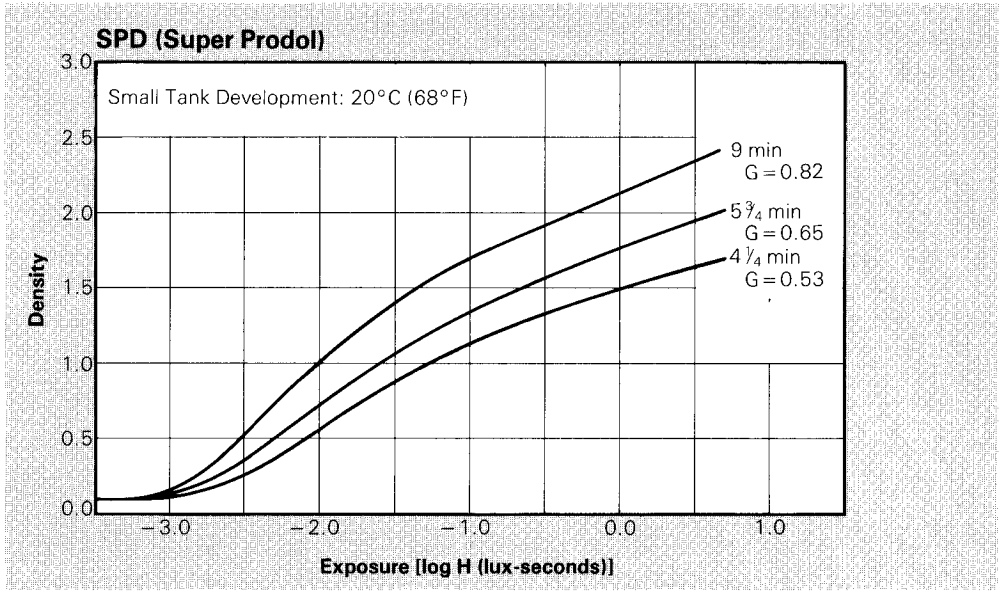
NOTE * Fuji chemicals are available in some countries.
** Corresponding to the Kodak DuraFlo RT developer.

SPECTRAL SENSITIVITY CURVE

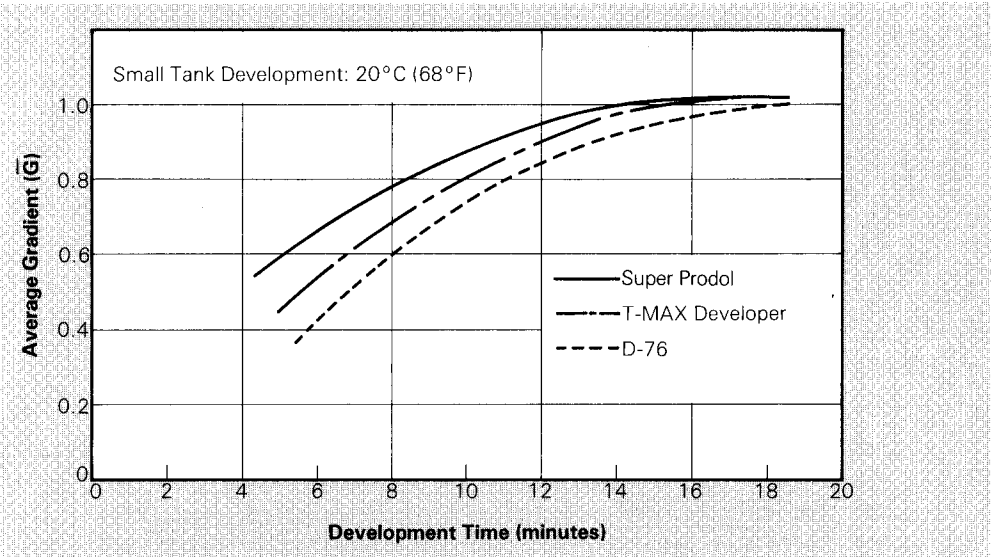
CHARACTERISTIC CURVES
[135 size]



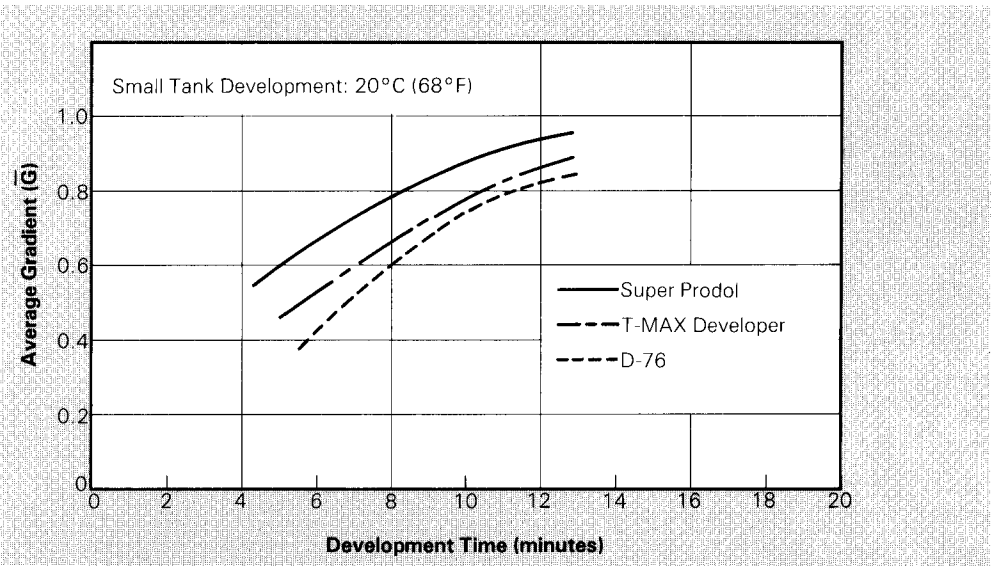
[120 size]



TIME- \bar{G} CURVES
[135 size]



[120 size]



NOTICE
The sensitometric curves and other data herein published were derived from particular materials taken from general production runs. As such they do not represent in exact duplication the characteristics of every lot produced nor a standard for FUJIFILM products. Further, FUJIFILM is in a constant process of upgrading quality which may result in data changes.

